

serie SA1/SLA1

A Self-powered warning signal to indicate alarm via remote contact. SA/1 version: acoustic. SLA/1 version: acoustic/luminous.



 **BENEFITS**

- ✓ Autonomy in the event of black-out: approx. 24 hours
- ✓ Red flashing indicator light (SLA1)
- ✓ Acoustic alarm 90dB
- ✓ Acoustic alarm shut-off



**CHARACTERISTICS**



























- Green power ON indicator light
- Red alarm indicator light
- Red acoustic alarm shut-off indicator light
- 90dB alarm siren at 1 metre
- Red electronic flashing light (SLA/1 model only);
- Acoustic alarm enable/disable buttons;
- Battery charger and back-up battery for 24h alarm power supply
- Internal selector to enable "Continuous/Self-resettable alarm"
- Internal selector to enable siren timing
- Acoustic alarm timer control settable from 0"-180"

**MODELS**















CODE	MODEL	BATTERY ENDURANCE	ACOUSTIC PRESSURE	DIMENSIONS (mm)			KG
				A	B	P	
100.98	SA1	24 h	90 dB	340	240	170	1
100.99	SLA1	24 h	90 dB	410	240	170	1,5

# LEGEND

## COMMON SPECIFICATIONS

	main disconnect switch with door lock
	power supply input 1~50/60Hz 230V ± 10% (single phase versions)
	power supply input 3~50/60Hz 400V ± 10% (three phase versions)
	safety transformer for auxiliary circuits 400+230V / 24V~
	start command input
	minimum level protection input (float switch or general NO voltage-free contact)
	motor protection fuses fusibles
	auxiliary circuit protection fuses
	motor start-up power contactor (in AC3)
	thermal relay for overload protection with reset function (automatic/manual)
	AUTO – 0 – MAN flip switch (manual self-retaining or spring return on request)
	"power ON" blue indicator light
	"motor running" green indicator light
	"thermal cut-out trip" red indicator light
	ABS enclosure (up to 15Hp)
	metal enclosure (from 20Hp )
	tear-proof cable clamp output (only for ABS enclosures)
	provision for start-up capacitors (single phase versions)
	AUTO – 0 – MAN mode selection buttons (manual spring return)
	safety device reset button (0)
	"selector in automatic mode" green indicator light
	alarm output 5A 250V (volt free contact)
	IP54 protection rating
	IP55 protection rating (IP54 on models with forced ventilation)
	Ambient temperature -5°C / +40°C
	Relative humidity 50% at 40 °C condensate

## SPECIAL FEATURES

number of motors	
klixon trip indicator	
klixon input	
alternated start-up	
self-holding	
operating hour counter	
pulse counter	
overcurrent calibration	
minimum current calibration	
sensor sensitivity calibration	
over/undervoltage protection	
filling/draining	
clean/waste water operation	
pump shut-down delay (trimmer)	
pump start-up delay	
cosφ calibration	
function setting dip-switch	
input of sensor 4÷20mA	
level alarm indicator	
12V buffer battery input entrée	
alarm output 12Vdc 20mA	
level control for sensors	
timed restart (5', 30', 60', 90')	
alarm command input	
exclusion of faulty motor	
voltmeter	
ammeter	
remote control APP	
GSM (SIM not included)	
LCD display: reading of V, A, alarms-parameter set points	